

DIGITAL RESOURCES TECHNOLOGY IN VOICE TEACHING

EVTA Project 2010 – 2012
Leonardo da Vinci Lifelong Learning Programme

Opening Symposium EVTA-Be, May 5, 2012

Prof. Norma Enns, President, EVTA



evta
european voice teachers association



Education and Culture
Lifelong Learning Programme

AIMS AND GOALS

Project description

- ✓ Developing pedagogical approach to technology and its use
 - ✓ Pedagogy sessions
- ✓ Connecting voice pedagogy, science, medicine and research
 - ✓ Symposium
- ✓ Improving our effectiveness and networking by developing Internet presence
 - ✓ New website

CONNECTING VOICE PEDAGOGY, SCIENCE, RESEARCH, AND MEDICINE

Symposium and Presentation at PEVOC 2011



*What are the
current issues
voice
professionals are
– or should be -
dealing with?*

Questions

- ✓ Technology, research and the examination procedure
- ✓ Medical questions
- ✓ Pedagogy, methodology and research
- ✓ Open Forum „What I always wanted to ask.....“

What are the current issues voice professionals are – or should be – dealing with?

Technology, research and the examination procedure

- ✓ Research development
 - ✓ List of topics from voice teachers
- ✓ Relevant technology and science in the teaching studio
- ✓ Importance of publications on research and teaching
 - ✓ Understandable language
 - ✓ Reliable translation into teaching practise

*What are the
current issues
voice
professionals are
– or should be -
dealing with?*

Medical questions

- ✓ Teachers' awareness of health issues
- ✓ Finding appropriate care
 - ✓ Access to treatment and care
 - ✓ Dealing with the whole person
 - ✓ Co-ordinating therapy
- ✓ Alternative and holistic medicine
- ✓ Physiology in pedagogy training

*What are the
current issues
voice
professionals are
– or should be -
dealing with?*

Pedagogy,
Methodology
and Research

- ✓ Stylistic questions
- ✓ Specific methodologies –
 - ✓ for seniors, maturing professional singer, children, different vocal styles, etc.
- ✓ Vocal identity – my voice, not „the“ voice
- ✓ Anatomy and Physiology–
digital material?
- ✓ Useful information: questions
teachers would like
researched

*What
happened to
the ideas and
questions?*

- ✓ Over to
 - ✓ Voice science forum
 - ✓ Voice science through PEVOC attendee list
- ✓ Over to EVTA for future project ideas
- ✓ Over to you.....

DEVELOPING EVTA'S INTERNET PRESENCE



Developing Internet presence

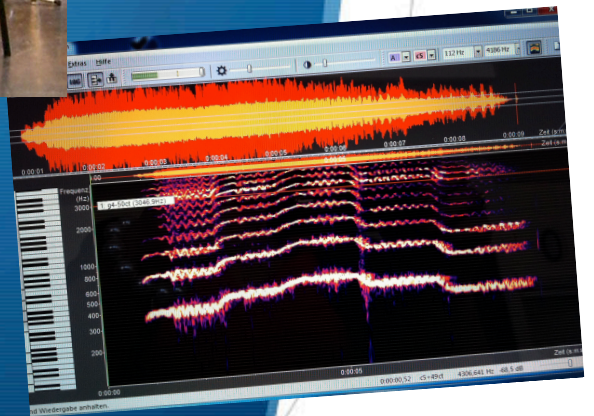
www.evta-online.org

- ✓ New professional website
- ✓ Blog
- ✓ Facebook page
- ✓ YouTube channel

Next step:

Developing Internet materials

PEDAGOGY AND TECHNOLOGY



TECHNOLOGY IN THE TEACHING STUDIO

Pedagogy Goals

- ✓ Ongoing
 - ✓ evaluate materials
- ✓ Short term
 - ✓ Use them
 - ✓ Train multipliers:
teachers to teach
teachers
- ✓ Long term
 - ✓ Develop content for
a Handbook

TECHNOLOGY IN THE TEACHING STUDIO

Guiding Principles

- ✓ Materials, software or resources as free download
- ✓ Software to purchase: affordable!
- ✓ Compare and define uses of various products
- ✓ For the pedagogy sessions:
 - ✓ Develop a methodology
 - ✓ Involvement
 - ✓ provide a hands-on atmosphere
 - ✓ use participants' knowledge and expertise

The voice teacher and the Internet

Resources

- Music libraries
- free download or purchase

- Listening resources
 - e.g. Spotify, YouTube

- Apps:
 - Smartphones, iPhone, Androids



The voice teacher and the Internet

Virtual teaching
studio

- ✓ Forms of teaching:
 - ✓ VOIP
 - ✓ Teaching via Skype or teleconferencing
 - ✓ Website articles,
 - ✓ Blogs
 - ✓ YouTube videos

- ✓ Social networks:
 - ✓ Facebook, Twitter, etc. exchange information

The voice teacher and the Internet

Playback for classical singers



- ✓ E-Vocal: Jens Waldeck, Vienna
- ✓ Standard operatic and classical repertoire
 - ✓ E.g. 24 Italian Songs and Arias
 - ✓ Text – Diction, Accompaniment, Conductor
- ✓ Useful for
 - ✓ non-professional classical singers and
 - ✓ students in the first years of study
- ✓ available via internet or on DVD

TECHNOLOGY IN THE TEACHING STUDIO

Materials

- ✓ Audio and video recording and editing
- ✓ Visualization software and computer supported teaching and learning
- ✓ Using the EGG
- ✓ Madde & co.
- ✓ Voice Range profile


TECHNOLOGY IN THE TEACHING STUDIO

Audio and video
recording
and editing

- ✓ Common recording devices:
 - ✓ Small and compact, easy to use, excellent quality
 - ✓ Flip, Zoom, Coomber, iPhones, iPad, etc.
- ✓ Editing programmes
 - Logic, Audacity, Transcribe, Melodyne, Garage Band

Recording and editing

Questionnaire Methodology



- ✓ Aim: To find out how teachers and students are using recordings of lessons
- ✓ ??Do our students get maximum benefit from recordings if we leave them to listen to them by themselves?
- ✓ Encourage editing and disciplined use of recordings
 - ✓ Teaching aid
 - ✓ Homework and practising assistant
 - ✓ Documentation

*Focus on Visualization software **

Assumptions:

- ✓ Digital technology offers helpful tools for creative teaching.
- ✓ Visualization software can make our teaching more effective.
- ✓ We need methodology for marrying the singing lesson and the computer.
- ✓ **“Voice analysis”*

Visualization software

Questions:

- ✓ How much does the teacher need to know?
- ✓ How much does the student need to know?
- ✓ How can I apply it in practise?
- ✓ What kind of equipment is essential? What is a good addition? What is luxury?
- ✓ What features does helpful software have? Which programmes serve different purposes best?
- ✓ What are the the benefits?
- ✓ What are the limitations?

Visualization software

Uses in teaching

- ✓ **Visualization, near real-time feedback, e-learning**
 - ✓ Onset, intonation, vowel quality, consonant quality and precision, legato, crescendo-decrescendo, vibrato, etc.
- ✓ **Voice Portrait***
 - ✓ Define vocal quality
 - ✓ Find individual vocal structure
 - ✓ Identify problems

* Johan Sundberg
- ✓ **Documentation and Analysis**
 - ✓ Short and long term

Visualization software

Materials

- ✓ Spectrograms
- ✓ EGG
- ✓ Voice Range Profile
- ✓ Audio and Video recordings

Visualization software

Methodology
real-time feedback

- ✓ Any object used in a lesson must serve the larger purpose of the lesson: the student has come to sing!*
- ✓ Information - quick and clear

THINK MIRROR!



*Marie Christine Bordeaux

Visualization software



Methodology
real-time feedback

- ✓ It will help toward
 - ✓ More effective, faster teaching
 - ✓ Greater understanding of vocal function
 - ✓ Improved communication
 - ✓ Teacher-student
 - ✓ Teacher-teacher
 - ✓ Teacher-phoniatrician
 - ✓ Diagnosing problems
 - ✓ Defining development
 - ✓ Objectifying information
 - ✓ Standardizing terminology
 - ✓ Distinguishing between technique and art*

✓ *Garyth Nair

Visualization software

Methodology
and real-time feedback

- ✓ WWWWaH
 - ✓ for the teacher
 - ✓ for the student

- ✓ What?
 - ✓ When?
 - ✓ Who?
 - ✓ Why?
 - ✓ And How?

Visualization software

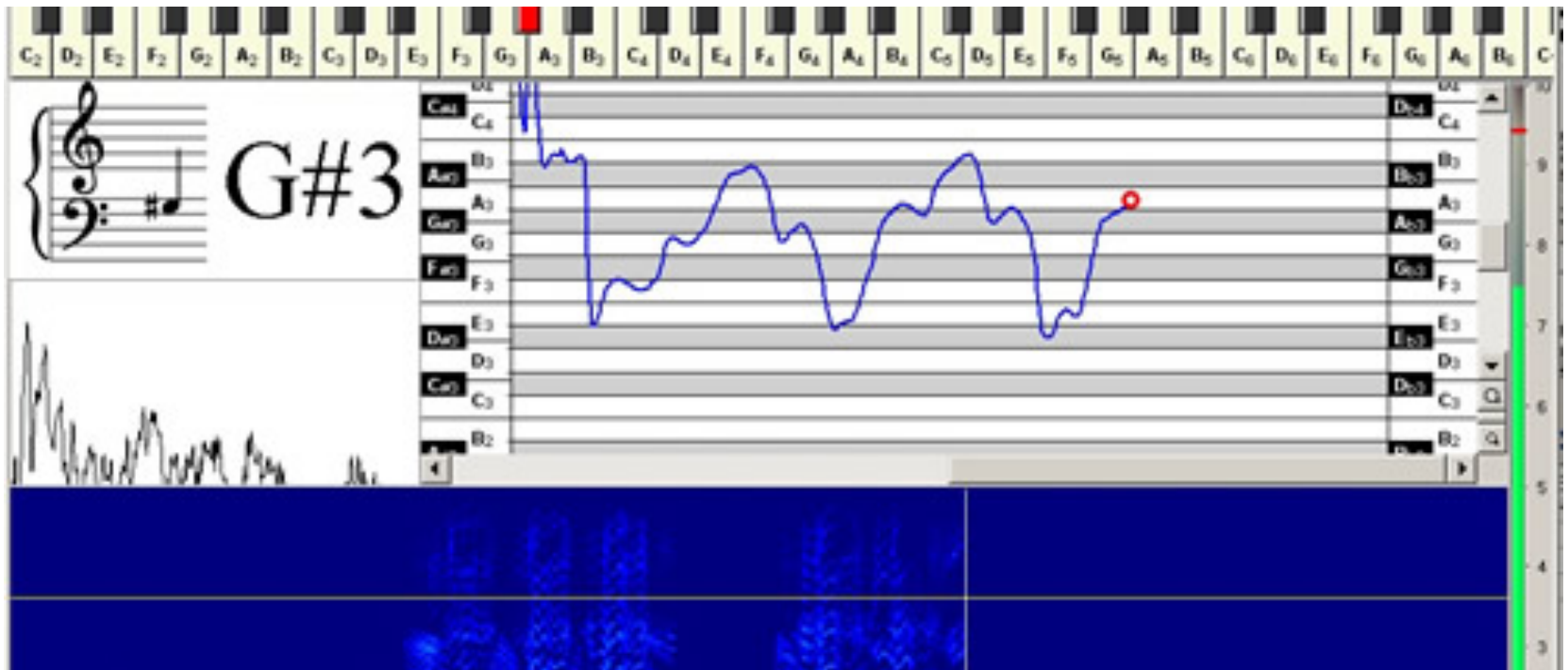
Materials

- ✓ Software:
 - ✓ Sing and See
 - ✓ Sygyt
 - ✓ Voce Vista
 - ✓ Also DIVAS, PRAAT, Estill Voice Print, etc.

- ✓ Exemplary comparison:
What do we look for?
 - ✓ Images
 - ✓ Usefulness
 - ✓ Ease of handling
 - ✓ Suitability for various purposes
 - ✓ Equipment and cost

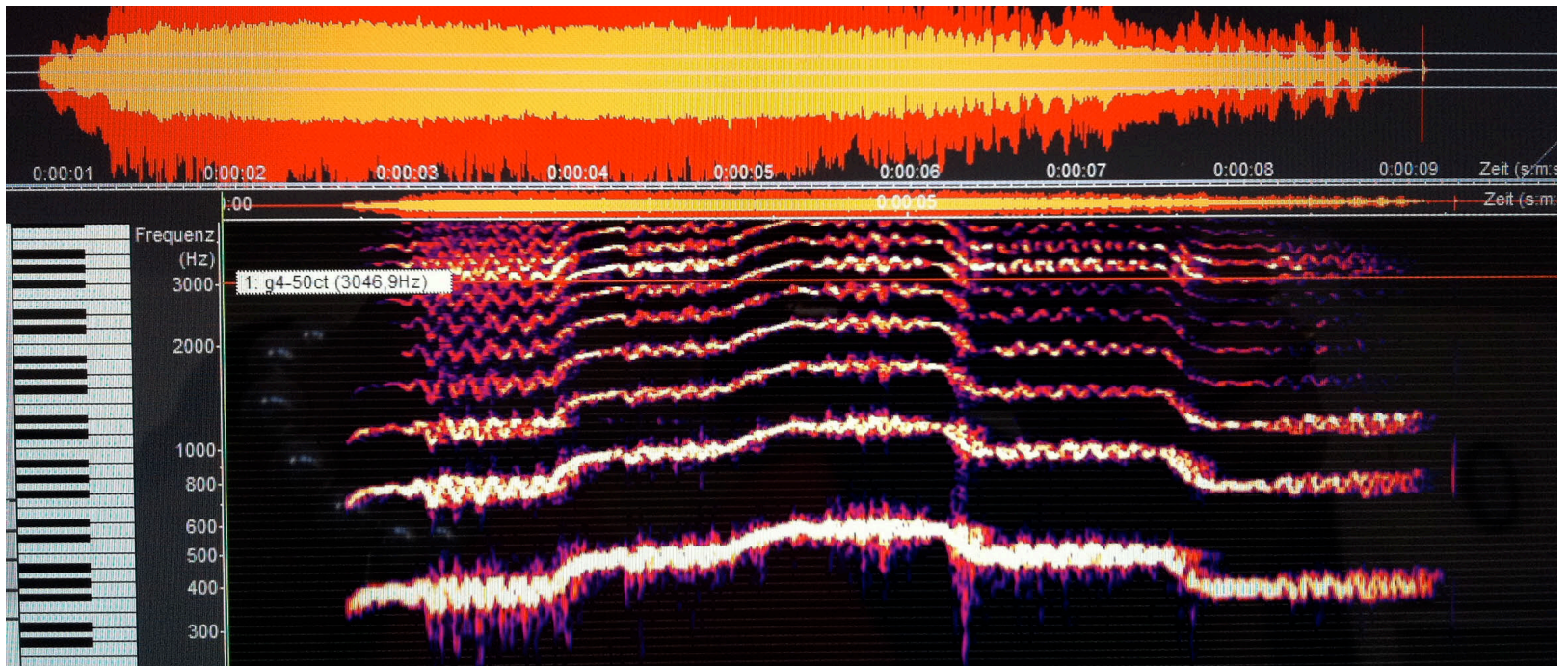
Visualization software

Sing and See



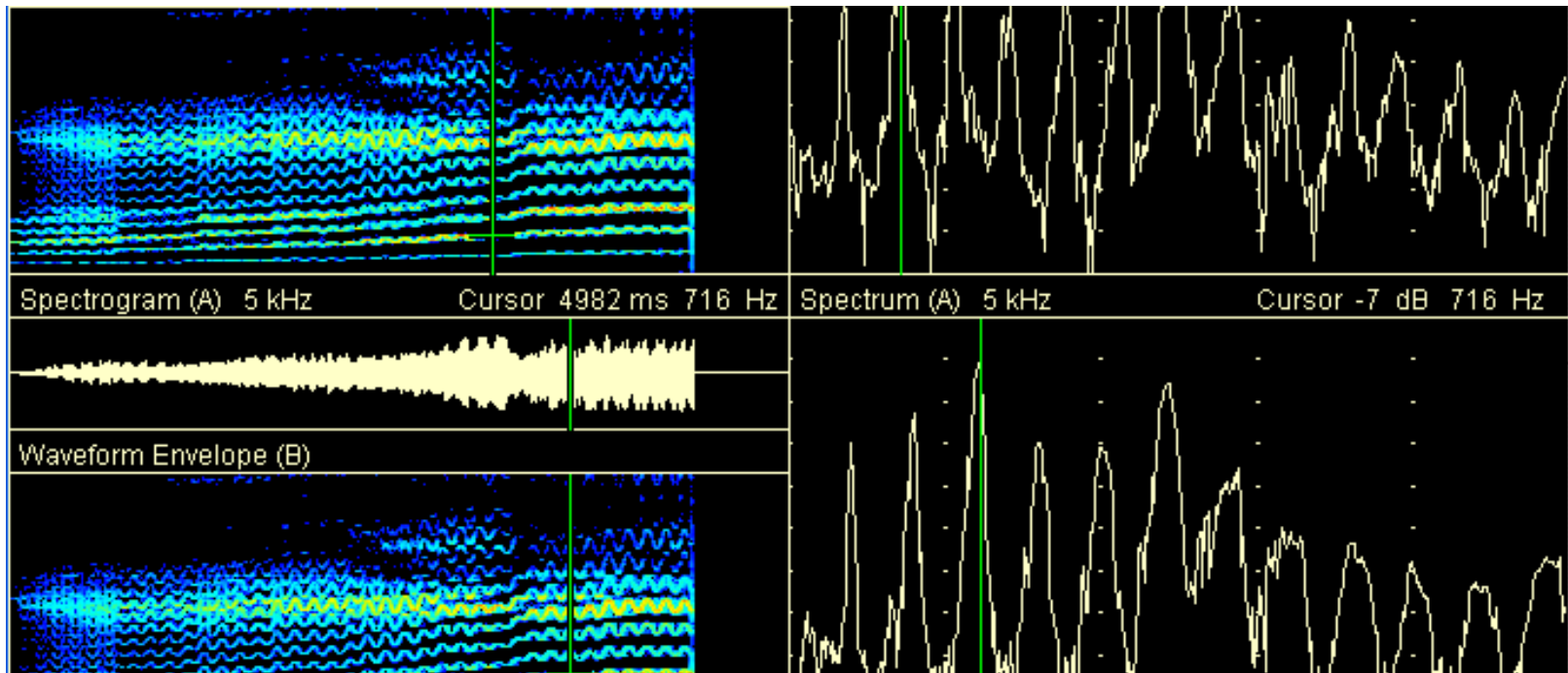
Visualization software

Sygyt – Overtone Analyzer



Visualization software

Voce Vista



Anticipated results

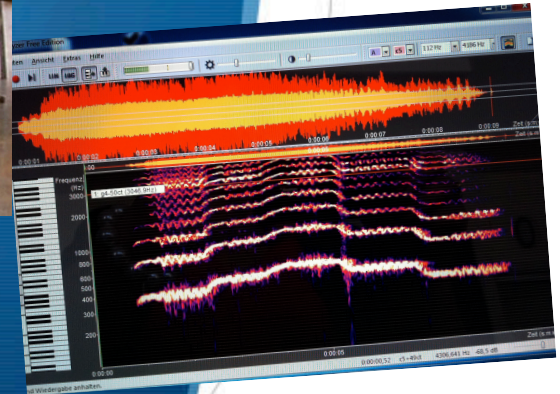
An on-going project

- ✓ Availability - E- Handbook
- ✓ Internet activity
- ✓ Relationships
- ✓ Future projects



PEDAGOGY AND TECHNOLOGY

Nothing substitutes for a good teacher-student relationship!



Finally

to the teacher
from the student

Tell me,
and I will forget.

Show me
and I will understand

Involve me
and I will remember.

Confucius

*THANK YOU
FOR YOUR ATTENTION!*

H a p p y t e a c h i n g !